



Redeeming Your Vienna City Card Code

Install the **ivie** app on your smartphone, download for free in Apple Store and Google Play.



Follow these steps to redeem your 8-digit code:

click menu

choose City Card

click "Redeem Code"

enter code and click "Redeem"

enter your details

scroll down
Total price 0,00 EUR
(code successfully redeemed)

select "App ivie"

Please note:

It is **not possible** to use a print at home-ticket in the ivie app.

It is also **not possible** to use a mobile app-ticket as a print at home-ticket.

From this date and time you want to use your ticket for public transport (24h, 48h or 72h) in Vienna:

Date:

Time:

When do you want to use discounts, airport transfer and/or hop-on hop-off tour of the Vienna City Card?

I would like to use my discounts, transfer and/or tour before using the public

Choose date and time when you want to use public transportation according to your Vienna City Card for 24, 48 or 72 hrs.

Please note:

It is not possible to change the date or time later, to cancel the ticket or to change the name!

When do you want to use discounts, airport transfer and/or hop-on hop-off tour of the Vienna City Card?

I would like to make use of my discounts, transfer and/or tour before using the public transportation - right at the start of my stay.

Beginning of my stay (arrival date):

Confirm that you chose the above date and time for the start of your Vienna City Card/public transportation ticket.

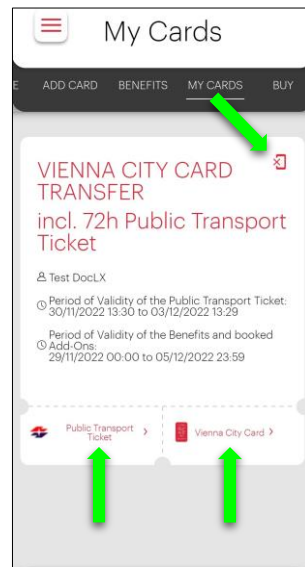
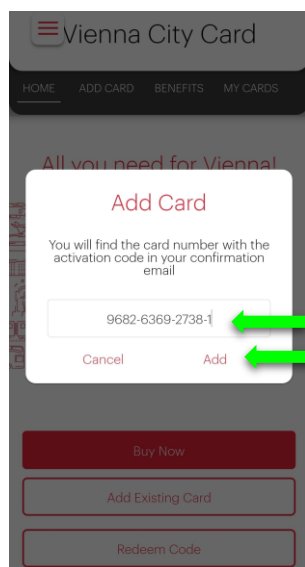
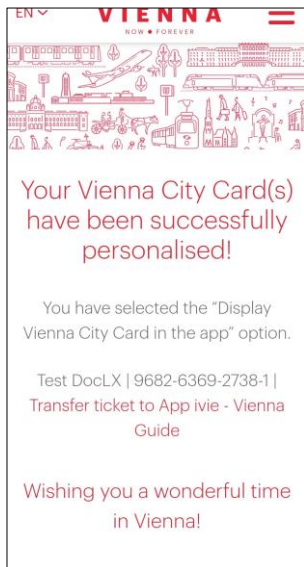
It is not possible to change the date or time later, to cancel the ticket or to change a name!

PERSONALISE NOW IRREVOCABLY

If you want to use discounts, airport transfer, and/or hop-on hop-off tour at the beginning of your stay, tick the box and choose your arrival date.

By ticking the second box you confirm all dates and times you've entered. **It is not possible to make changes after that!**

"Personalise irrevocably"



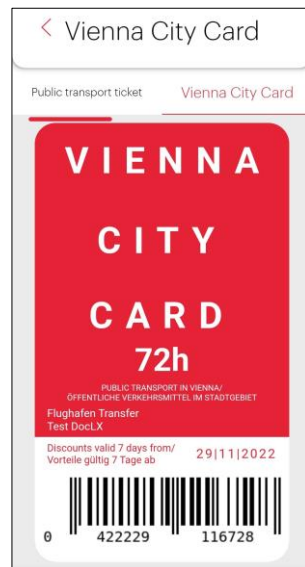
You can link one of more Vienna City Cards to one smartphone.

To unlink, click this icon in the top right corner of the ticket that should be removed:



Public transport ticket including the name of the ticket holder and the validity.

When asked this part must be presented to public transport staff.



Vienna City Card: Discount card incl. name of card holder, validity, and add-ons like airport transfer and/or hop-on hop-off tour.

To receive discounts at partners this part must be presented.